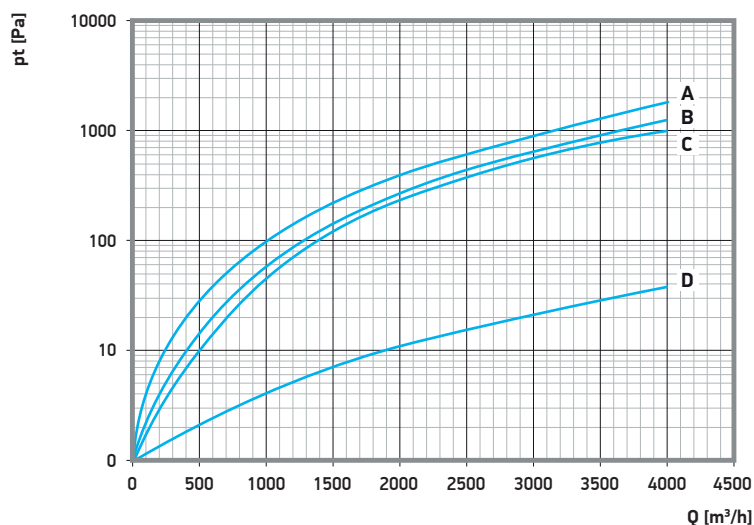
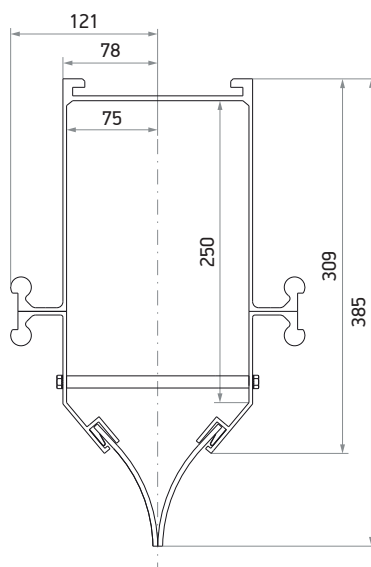


self-sealing channel, vaccum



A = duct connector top-long DN 250 mm  
 B = duct connector top DN 250 mm  
 C = duct connector end DN 250 mm  
 D = extraction rail type ALU 250 / m

Catalogue number	Rail selection	Sealing lip		Operating temperature	Max distance between brackets	Weight
		Material	Montage			
11-4200-000	450 cm <sup>2</sup>	EPDM	Fast	+150°C	6 m	20 kg/m
11-4400-000	450 cm <sup>2</sup>	Neopren	Standard	+150°C	6 m	20 kg/m
11-4420-000	450 cm <sup>2</sup>	Silicon	Standard	+200°C	6 m	20 kg/m
11-4430-000	450 cm <sup>2</sup>	Viton	Standard	+300°C	6 m	20 kg/m



**Extraction rail connector**

- use every 5 m or 6 m
- made of steel
- mounting screws included
- weight 2,9 kg


Cat. no.:  
12-4210-001



**End cover**

- made of aluminium
- mounting screws included
- weight 0,3 kg


Cat. no.:  
12-4210-005



**End stop**

- mounted on both sides of the rail
- recommended 4 pcs. per rail
- weight 0,2 kg


Cat. no.:  
12-4110-003



**End stop with gas pressure spring**

- made of steel
- weight 8,0 kg


Cat. no.:  
12-4146-012




**Rail brackets**

- made of steel
- mounting screws included
- weight 0,7 kg

Cat. no.: 12-4110-002



Cat. no.: 12-4010-002



**Through-bolt bracket**

- made of steel


Cat. no.:	Diameter:	Weight:
80-4133-003	300 mm	1,3 kg
80-4133-001	500 mm	2,4 kg



**Duct connector (top)**

- made of steel
- mounting screws included


Cat. no.:	Diameter:	Height:	Weight:
12-4120-160	160 mm	180 mm	1,6 kg
12-4120-200	200 mm	180 mm	1,9 kg
12-4120-250	250 mm	180 mm	2,5 kg
12-4120-315	315 mm	190 mm	2,7 kg



**Duct connector (top-long)**

- lenght 600 mm
- mounting screws included


Cat. no.:	Diameter:	Lenght:	Weight:
12-4124-160	160 mm	270 mm	2,1 kg
12-4124-200	200 mm	270 mm	2,5 kg
12-4124-250	250 mm	300 mm	3,9 kg
12-4124-315	315 mm	390 mm	4,1 kg



**Duct connector (end)**

- made of steel
- lenght 200 mm
- mounting screws included


Cat. no.:	Diameter:	Weight:
12-4123-160	160 mm	1,8 kg
12-4123-200	200 mm	2,0 kg
12-4123-250	250 mm	2,5 kg




**Rail stiffeners reinforced**

- made of steel
- lenght 150 mm
- recommended 4 pcs. per rail with a length of 6 m

Cat. no.: 12-4110-021



Cat. no.: 12-4110-004



**Rail for bowden cable operation**

- made of steel
- mounting screws included

Cat. no.:  
12-4145-002



**Rail coupler**

- made of steel


Cat. no.:  
12-4210-003 (ALU 250 / ALU 150)



**Sealing lips\* for standard mounting**

- works with a spring strip (12-010-006)\*
- dimensions 110 x 4,1 mm

Cat. no.:	Lip:	Weight:
12-110-016	Neopren	0,7 kg/m
12-401-006	Silicon	0,5 kg/m
12-410-010	Viton	0,9 kg/m




\*extraction rail's standard equipment

**Sealing lips\* for fast mounting**

- made of EPDM
- dimensions 98 x 4 mm

Cat. no.:  
13-010-007



\*extraction rail's standard equipment