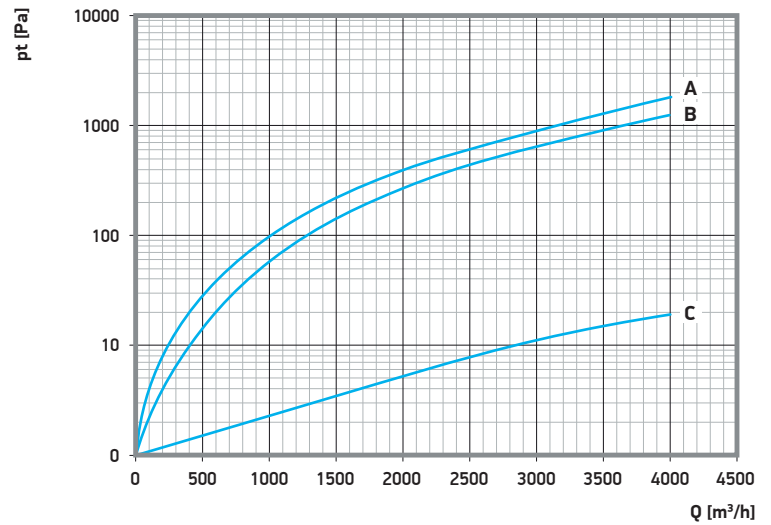


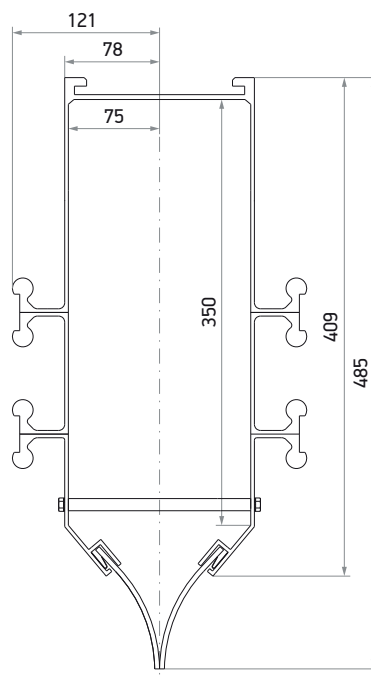
# Extraction rail ALU 350

self-sealing channel, vacuum



A = duct connector top-long DN 250 mm  
 B = duct connector top DN 250 mm  
 C = extraction rail type ALU 350 / m


Catalogue number	Rail selection	Sealing lip	Operating temperature	Max distance between brackets	Weight
11-4350-001	750 cm <sup>2</sup>	Neopren	+150°C	6 m	28 kg/m
11-4350-000	750 cm <sup>2</sup>	Silicon	+200°C	6 m	28 kg/m
11-4350-002	750 cm <sup>2</sup>	Viton	+300°C	6 m	28 kg/m



**Extraction rail connector**

- use every 5 m or 6 m
- made of steel
- mounting screws included
- weight 4,4 kg


Cat. no.:  
12-4350-003



**End cover**

- made of aluminium
- mounting screws included
- weight 0,4 kg


Cat. no.:  
12-4350-005



**End stop**

- mounted on both sides of the rail
- recommended 4 pcs. per rail
- weight 0,2 kg


Cat. no.:  
12-4110-003



**End stop with gas pressure spring**

- made of steel
- weight 8,0 kg


Cat. no.:  
12-4146-012



**Rail brackets**

- made of steel
- mounting screws included
- weight 0,7 kg

Cat. no.: 12-4010-002



Cat. no.: 12-4110-002

**Through-bolt bracket**

- made of steel


Cat. no.:	Diameter:	Weight:
80-4133-003	300 mm	1,3 kg
80-4133-001	500 mm	2,4 kg



**Duct connector top**

- made of steel
- mounting screws included


Cat. no.:	Diameter:	Height:	Weight:
12-4120-160	160 mm	180 mm	1,6 kg
12-4120-200	200 mm	180 mm	1,9 kg
12-4120-250	250 mm	180 mm	2,5 kg
12-4120-315	315 mm	190 mm	2,7 kg



**Duct connector (top-long)**

- lenght 600 mm
- mounting screws included


Cat. no.:	Diameter:	Lenght:	Weight:
12-4124-160	160 mm	270 mm	2,1 kg
12-4124-200	200 mm	270 mm	2,5 kg
12-4124-250	250 mm	300 mm	3,9 kg
12-4124-315	315 mm	390 mm	4,1 kg



**Duct connector (end)**

- made of steel
- diameter 315 mm
- mounting screws included

Cat. no.:  
12-4350-008




**Rail stiffeners reinforced**

- made of steel
- lenght 150 mm
- recommended 4 pcs. per rail with a length of 6 m

Cat. no.:  
12-4110-021


Cat. no.:  
12-4110-004



**Rail for bowden cable operation**

- made of steel
- mounting screws included

Cat. no.:  
12-4145-002



**Rail coupler**

- made of steel

Cat. no.:  
12-4210-003 (ALU 250 / ALU 150)




**Sealing lips\***

- width 110 mm
- height 4,1 mm

Cat. no.:	Lip:	Weight:
12-110-016	Neopren	0,7 kg/m
12-401-006	Silicon	0,5 kg/m
12-410-010	Viton	0,9 kg/m

\*extraction rail's standard equipment



**Spring strip\***

- made of steel
- lenght 100 mm
- weight 0,1 kg

Cat. no.:  
12-010-006

\*extraction rail's standard equipment

